

Directions:

For each of the 20 factors listed below, rate how well your neighborhood is doing in terms of effectiveness and priorities. Based on these ratings, choose three “top picks” to focus on first.

1. EFFECTIVENESS: How well is your neighborhood doing?

For each item, rate how well your neighborhood is doing on a grading scale of A-F, A being fully successful and F, failing.

2. PRIORITY RATING: What are your neighborhood’s priorities?

Assign a priority rating to each item [high(H), medium (M), and low (L)] corresponding to how important you think it is that your neighborhood focuses on improving that particular issue to make your neighborhood an overall better place to live.



















3. TOP FIVE PICKS: What should your neighborhood focus on first?

Based on your effectiveness and priority ratings, using an “X”, indicate the five areas most important to you to take action on in your neighborhood.

For specific information about how each item and category relates to evaluating the livability of your neighborhood, please refer to the **Definition of Terms** on the back of this sheet.

Please indicate your neighborhood:

- Ashland Cherryland Hillcrest Knolls
 Castro Valley Fairview San Lorenzo
 Other (please specify) _____

THRIVE		1. Effectiveness (A-F)	2. Priority (H,M,L)	3. Top Five Picks
PLACE				
	1. What’s Sold & How It’s Promoted			
	2. Look & Feel [Community Design; Historical Character]			
	3. Safety			
	4. Parks & Open Space [Squares, Greens & Parks; Placement and Design]			
	5. Getting Around [Transit Networks; Housing and Jobs within Walking Distance; Pedestrian and Bike-Friendly Design]			
	6. Housing [Diversity]			
	7. Air, Water & Soil [Healthy environments; Efficient Water Use; Energy Efficiency]			
	8. Arts & Culture			
	9. Preserve Resources/Natural Terrain			
	10. Defined Communities [Signage; Public Art; Green Spaces]			
	11. Public Places for All Ages/Interests			
EQUITABLE OPPORTUNITY				
	12. Racial Justice			
	13. Jobs & Local Ownership [Range of types for residents]			
	14. Education			
PEOPLE				
	15. Social Networks & Trust			
	16. Participation and Willingness to Act for the Common Good			
	17. Norms/Expected Behaviors & Attitudes			
CROSS CUTTING				
	18. Planning Integrated Communities [Commerce; Parks; Schools; Civic Life; Housing]			
	19. Community Focal Points for Commercial, Civic, Cultural, and Recreational Uses			
	20. Health Care Access & Treatment			

*This tool is based on Prevention Institute’s *Tool for Health and Resilience In Vulnerable Environments* (THRIVE) developed to help people understand and prioritize the factors within their own communities in order to improve health and safety. The tool presented here has been modified in particular to incorporate the Eden Area’s livability principles.